



ಬೃಹತ್ ಬೆಂಗಳೂರು ಮಹಾನಗರ ಪಾಲಿಕೆ  
Bruhat Bengaluru Mahanagara Palike



# BBMP COVID-19 WAR ROOM 05.06.2023

BBMP / COVID-19 WAR ROOM / BULLETIN – 1169/ 05.06.2023 / #BBMPfightsCOVID19



# OVERVIEW OF COVID-19 IN BENGALURU

**CASE TRENDS** ACTIVE CASES **33**

<u>Confirmed Cases</u>	<u>Recovered Cases</u>	<u>Death Cases</u>
<b>3</b> 18,86,765 <sup>#</sup>	<b>11</b> 18,69,731 <sup>#</sup>	<b>0</b> 17,001 <sup>#</sup>

**HOSPITALIZATION** **1**

<u>ICU – V</u>	<u>ICU</u>	<u>HDU</u>	<u>General</u>
-	-	-	<b>1</b>

INCLUDES GOVT. QUOTA AND PRIVATE WALK-IN HOSPITALIZATION

**VACCINATION** **2** 2,07,00,650<sup>#</sup>

<u>First Dose</u>	<u>Second Dose</u>	<u>Precaution Dose</u>
<b>0</b> 96,89,870 <sup>#</sup>	<b>2</b> 95,11,681 <sup>#</sup>	<b>0</b> 14,99,099 <sup>#</sup>

**TRIAGING**

<u>MTU</u>
<b>1</b>
<u>Tele Triage</u>
<b>1</b>

**ACTIVE CZs**

<b>0</b>
<u>MCZs (&lt; 5 cases)</u>
<b>0</b>
<u>Clusters (&gt; 5 cases)</u>
<b>0</b>

**TESTING** **281** 3,24,26,285<sup>#</sup>

<u>Positivity :0.60%</u>	<u>RAT</u>	<u>RTPCR</u>
<small>*FOR LAST 7 DAYS</small>	<b>92</b>	<b>189</b>

# : indicates cumulative numbers till date



# ABSTRACT OF COVID-19 SCENARIO IN BENGALURU


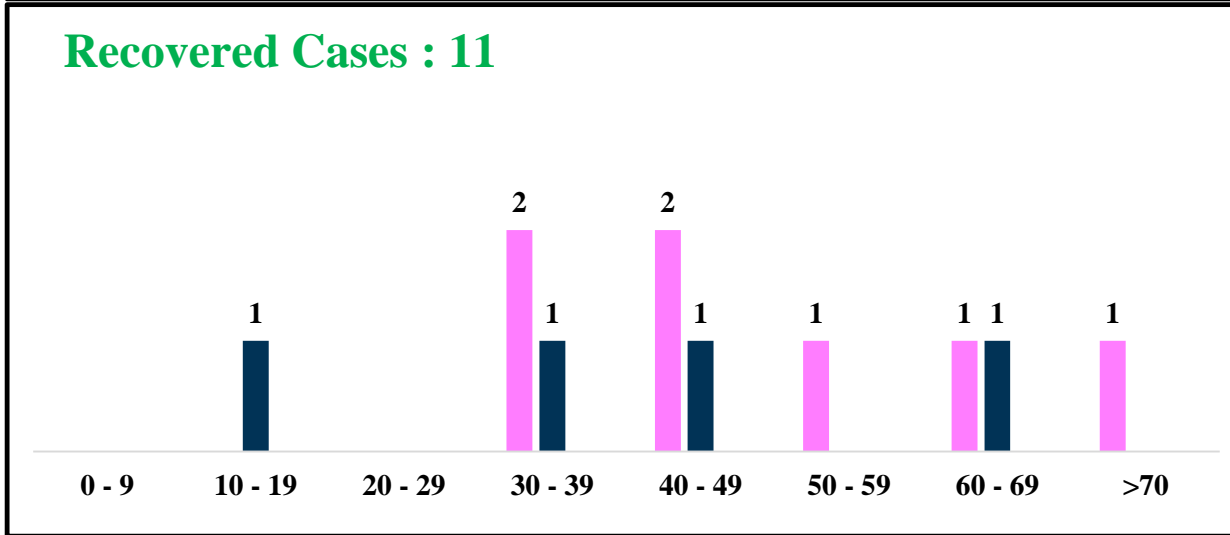
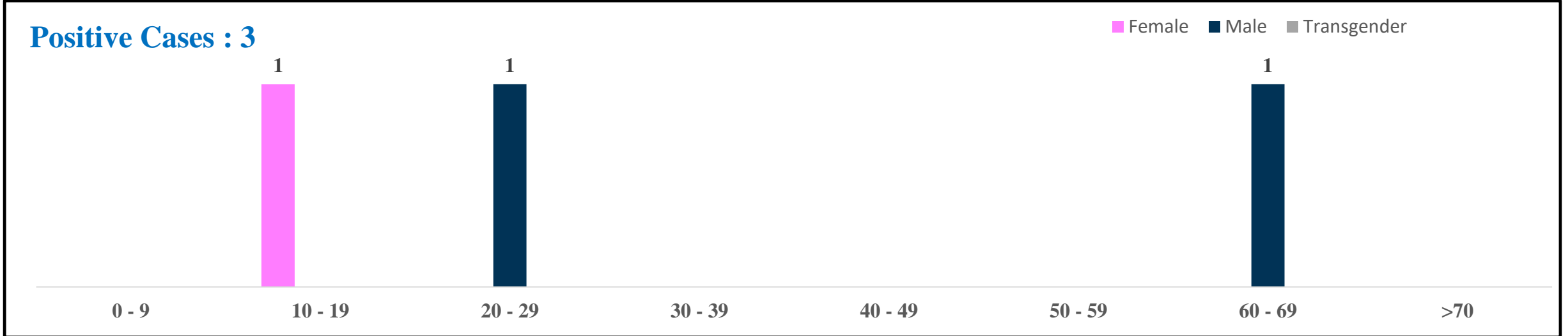


	MALE			FEMALE			TRANSGENDER			TOTAL		
	Last 24 Hours	Last 7 Days	Cumulative	Last 24 Hours	Last 7 Days	Cumulative	Last 24 Hours	Last 7 Days	Cumulative	Last 24 Hours	Last 7 Days	Cumulative
<b>Positive Cases</b>	2	30	11,11,940	1	38	7,74,629	0	0	196	3	68	18,86,765
<b>Recovered Cases</b>	4	42	10,99,586	7	48	7,69,015	0	0	187	11	90	18,69,731
<b>Death Cases</b>	0	1	10,770	0	0	6,227	0	0	4	0	1	17,001
<b>Total Tests Done</b>	<b>In Last 24 hrs. : 281</b>			<b>In last 7 days : 11,257</b>			<b>Cumulative : 3,24,26,285</b>					
<b>Vaccine Doses Administered</b>	<b>In Last 24 hrs. : 2</b>			<b>In last 7 days : 34</b>			<b>Cumulative : 2,07,00,650</b>					
<b>ACTIVE CASES</b>									<b>33</b>			

\*Covid deaths occurred today : 00 | Covid deaths occurred beyond last 24hrs., reported today : 00



# LAST 24 HOURS AGE GROUP AND GENDER WISE DISTRIBUTION

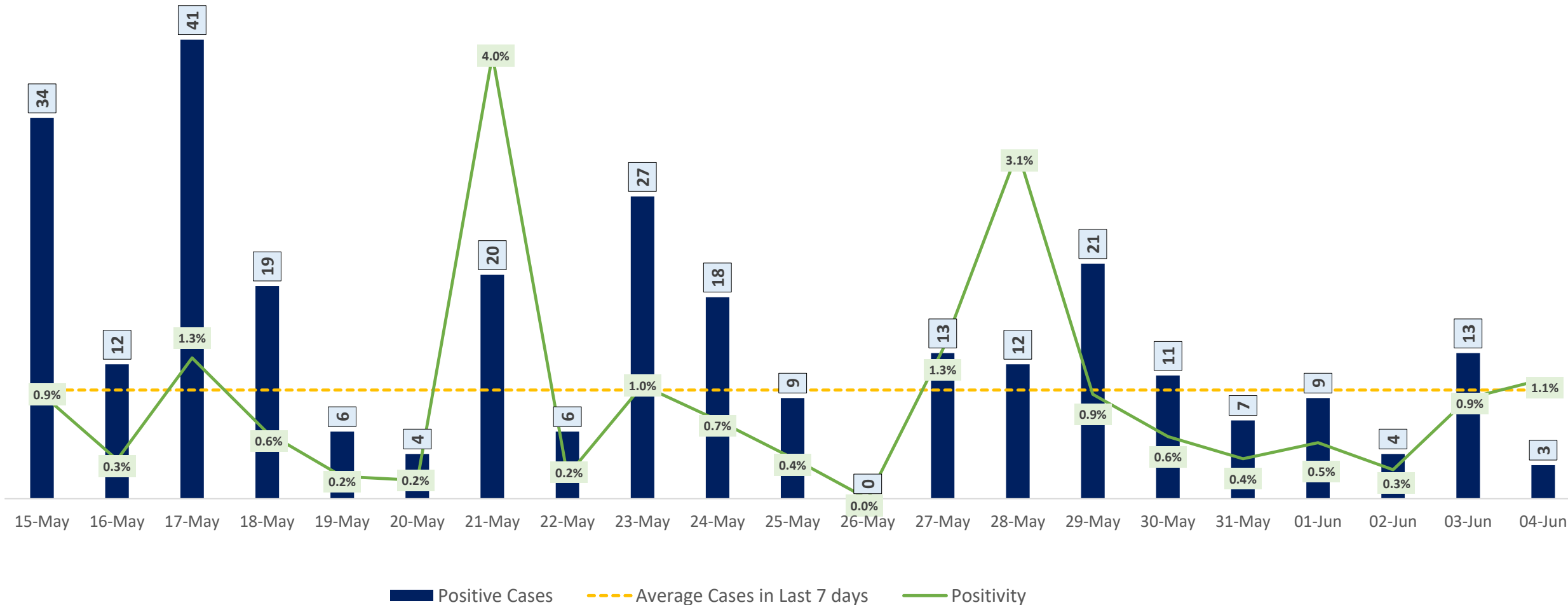




# POSITIVITY RATE OF BENGALURU – LAST 21 DAYS



Average Cases in Last 7 days : 10

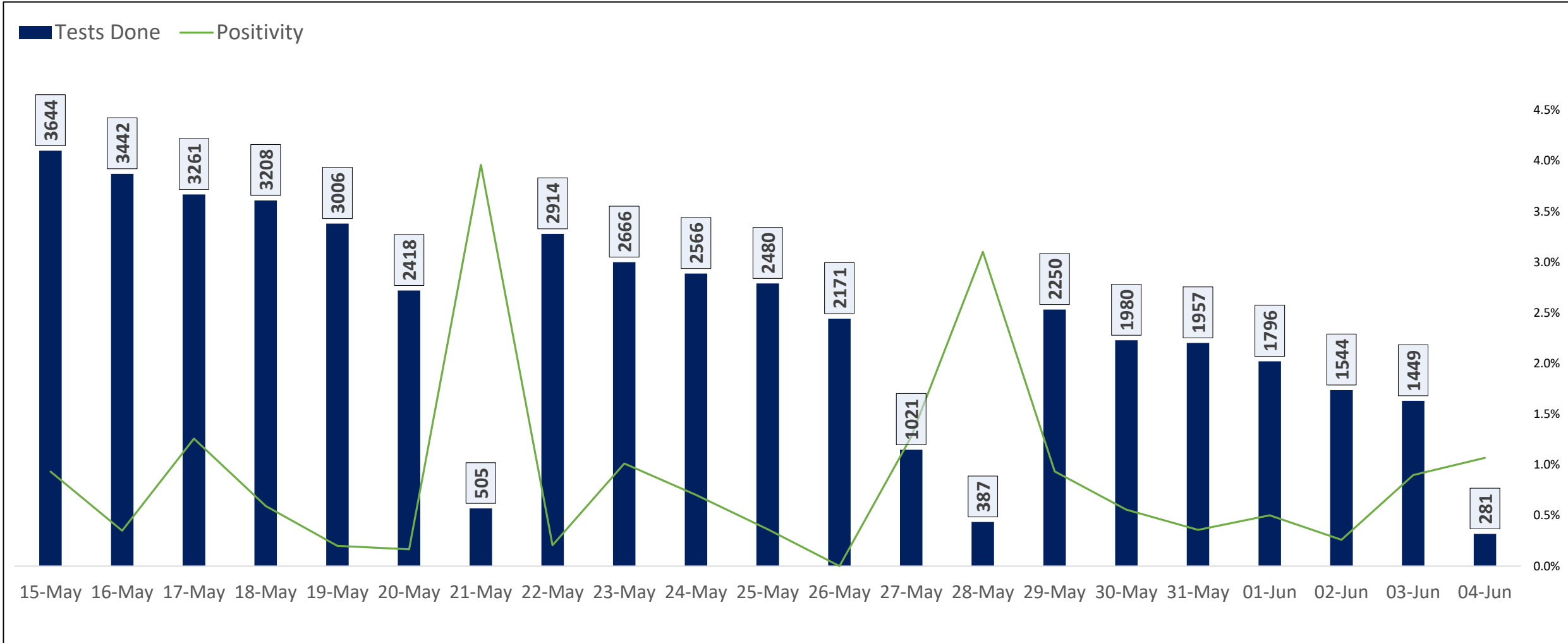




# TESTING TRENDS IN BENGALURU



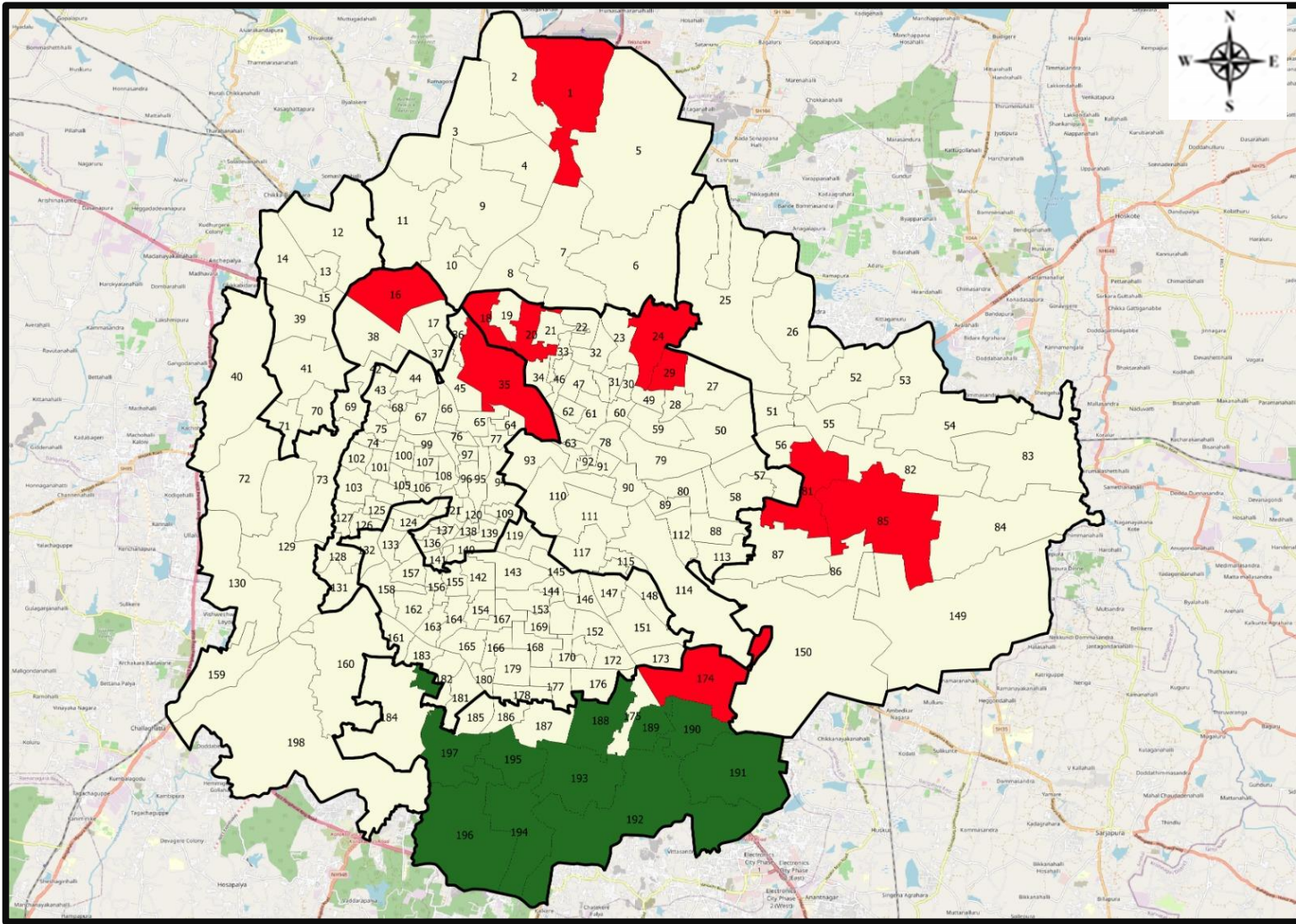
Total Test Conducted Till Date	Test Conducted Last 24 hours	Last 7 Days Average
3,24,26,285	281	1,608







# BENGALURU URBAN MAP SHOWING TREND OF POSITIVE CASES IN LAST 7 DAYS



## Top 10 wards reporting highest number of positive cases in last 10 days

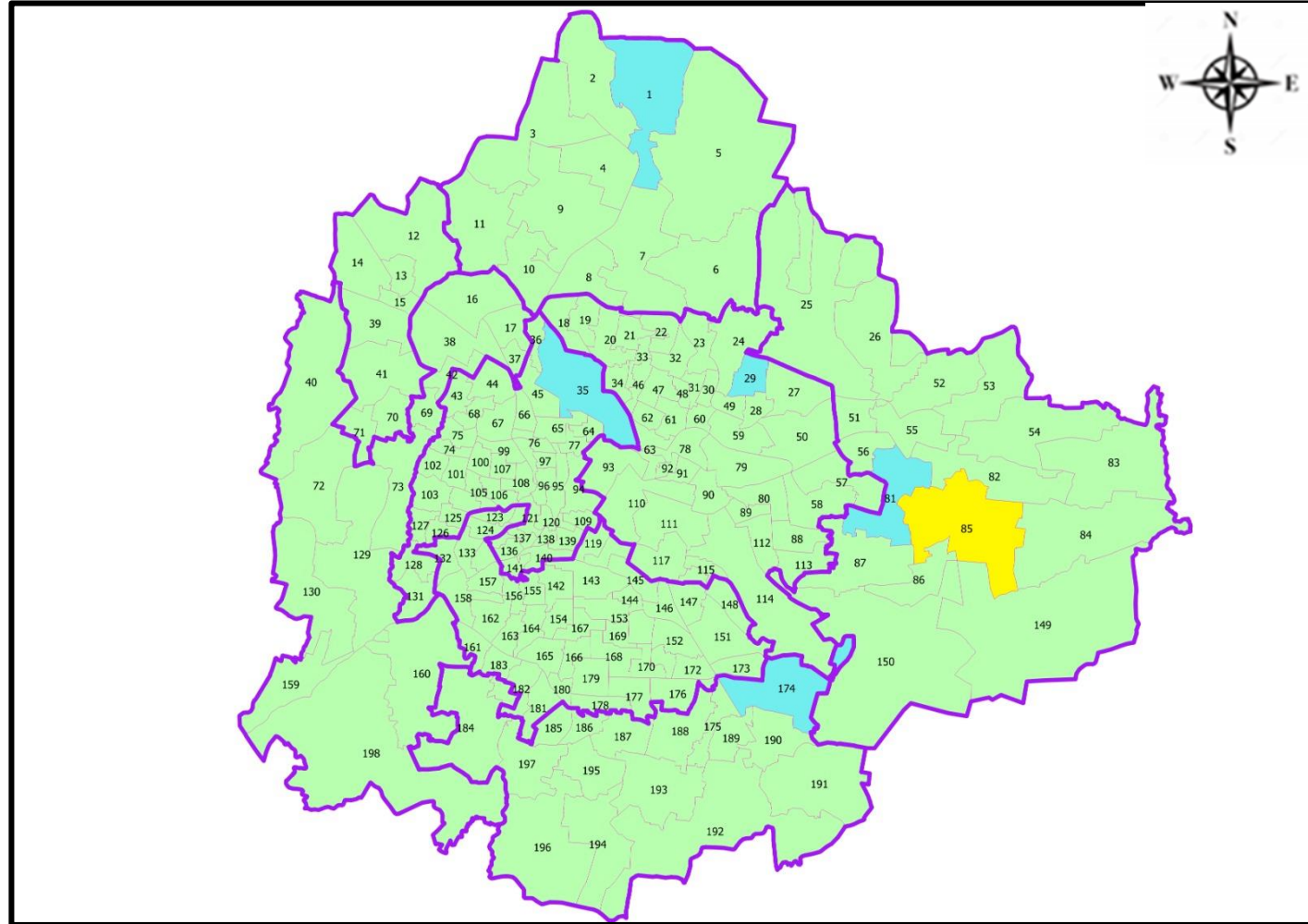
Ward No.	Ward Name	Daily Cases Average
85	Dodda Nekkundi	1
174	HSR Layout	1
1	Kempegowda Ward	1
29	Kacharkanahalli	1
35	Aramane Nagar	1
81	Vijnana Nagar	1
16	Jalahalli	1
18	Radhakrishna Temple	1
20	Ganga Nagar	1
24	HBR Layout	1







## Top 10 wards reporting least number of positive cases in last 7 days

Ward No.	Ward Name	Daily Cases Average
197	Vasanthpura	0
196	Anjanapura	0
195	Konanakunte	0
194	Gottigere	0
193	Arakere	0
192	Begur	0
191	Singasandra	0
190	Mangammanapalya	0
189	Hongasandra	0
188	Bilekhali	0



# BENGALURU MAP SHOWING INTENSITY OF POSITIVE CASES IN LAST 7 DAYS



-  **Level 1 : 0 to 1 Cases**
-  **Level 2 : 1 to 3 Cases**
-  **Level 3 : 3 to 5 Cases**
-  **Level 4 : 5 to 10 Cases**
-  **Level 5 : More than 10 Cases**
-  **Zone Boundaries**

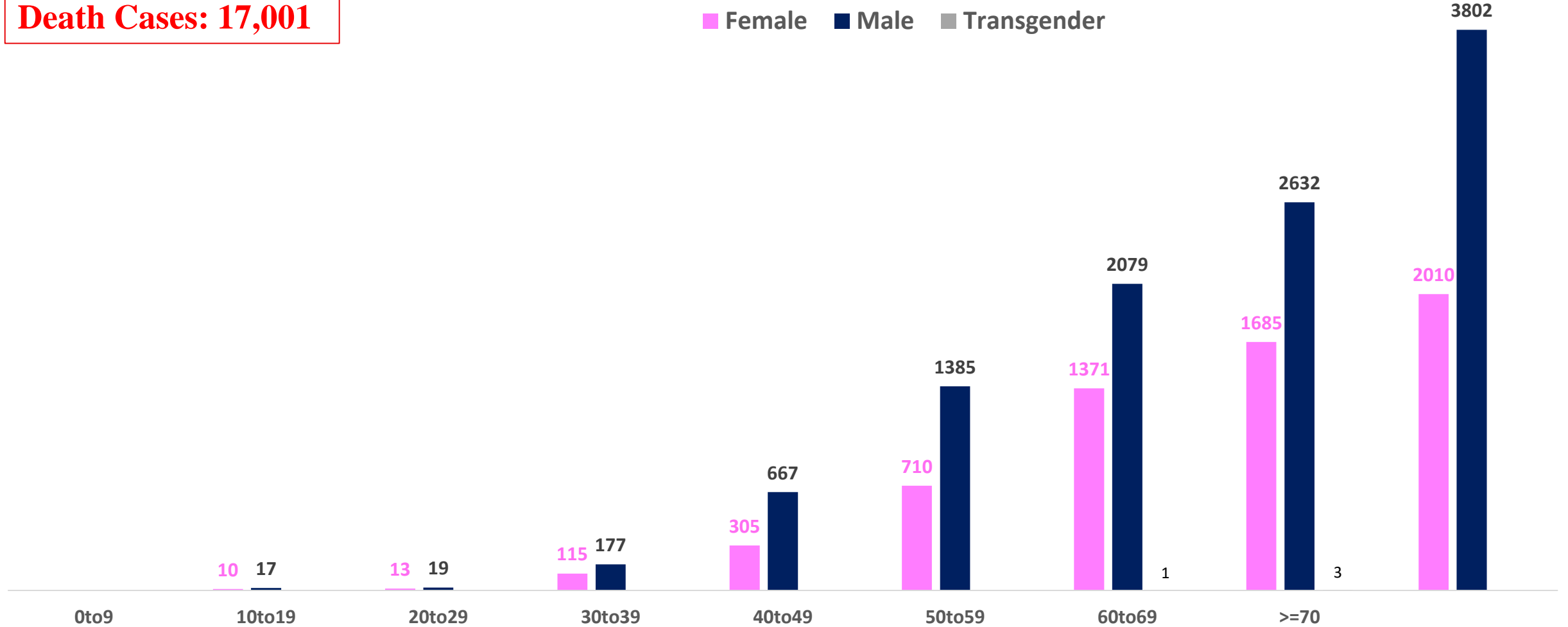




# AGE AND GENDER WISE DISTRIBUTION OF DEATH CASES



**Death Cases: 17,001**





# SNAPSHOT OF COVID-19 CASES IN BENGALURU URBAN



**Total Wards With  
< = 1 Cases\* :  
177**

**Tests Conducted  
on 04.06.2023:  
281**

**Recovery  
Rate\*:  
99.10%**

**Total  
Active Cases :  
33**

**Total Vaccinated  
on 04.06.2023:  
2**





**Positivity  
Rate\* :  
0.60%**

**Active  
Rate\*:  
0.00%**

**Case  
Fatality Rate\* :  
1.47%**

\*Total positive cases In the past 7 days

\*CFR and positivity is for Past 7 days

<b>Download BBMP Bulletin</b>	<a href="https://apps.bbmpgov.in/covid19/mediabulletin.php">https://apps.bbmpgov.in/covid19/mediabulletin.php</a>
<b>To register for vaccination :</b>	<a href="https://selfregistration.cowin.gov.in/">https://selfregistration.cowin.gov.in/</a>
<b>BBMP COVID19 Dashboard:</b>	<a href="https://apps.bbmpgov.in/covid19/">https://apps.bbmpgov.in/covid19/</a>
<b>Follow us on:</b>	 <a href="http://www.facebook.com/bbmp.comm1/">www.facebook.com/bbmp.comm1/</a>
	 <a href="https://twitter.com/BBMPCOMM">twitter.com/BBMPCOMM</a>
	  <a href="https://www.instagram.com/BBMPSplHealth">BBMPSplHealth</a>

Issued by:

Honorable Chief Commissioner, BBMP  
Special Commissioner Health, BBMP  
MD, Bengaluru Smart City Limited

**THANK YOU !**

